

.100 (2.54)
.125 (3.18)
.187 (4.75)

HCP-13/14/ 15/25

High-Current Probes

TO ORDER, CALL 909-625-9390

Probe Specifications HCP-13, 14, 15 HCP-25

Mechanical	HCP-13, 14, 15	HCP-25
Full Travel:	.250 (6.35)	.250 (6.35)
Recommended Working Travel:	.167 (4.24)	.167 (4.24)
Mechanical Life Exceeds:	.25 x 10 ⁶ cycles	.5 x 10 ⁶ cycles

Operating Temperature	-55°C to +150°C	-55°C to +105°C
Consult factory for other temperature requirements, and applications below -40° C.		

Electrical (Static Conditions)		
Current Rating:		
HCP-13	15 amps	
HCP-14	25 amps	
HCP-15	35 amps	
HCP-25		10 amps
Maximum continuous current, non-inductive at working travel		

Probe Resistance	25 mΩ	25 mΩ
With a standard deviation of:	<3 mΩ @ 25 mA test current	<5 mΩ @ 25 mA test current

Materials and Finishes		
Plunger:	Heat-treated beryllium copper, gold plated over hard nickel	Heat-treated beryllium copper, gold plated over hard nickel
Barrel:	Work-hardened nickel silver, silver plated (I.D. and O.D.) over hard nickel	Work-hardened phosphor bronze, silver plated (I.D. and O.D.) over hard nickel
Spring:	Stainless steel, silver plated	Stainless steel, silver plated
Ball:	Brass, gold plated	Stainless steel

Receptacle Specifications


Use SPR Series:		
HCP-13	SPR-3 series (page 63)	
HCP-14	SPR-4 series (page 64)	
HCP-15	SPR-5 series (page 65)	
HCP-25		SPR-25 series (page 11)

NOTE: The wire gauge listed on the referenced pages is for typical ATE applications only. Larger wire size may be required for other applications.


Spring Force in oz. (grams)

Spring Type	Preload	2/3 Travel
HCP-13	1.54 (44)	4.5 (128)
HCP-14	0.86 (24)	4.8 (128)
HCP-15	3.76 (107)	16.0 (456)
HCP-25	0.86 (24)	4.0 (114)

Optional spring forces and tip styles are available for the HCP-25.

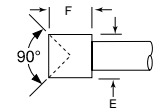


HCP-13
HCP-14
HCP-15

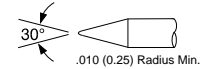


HCP-25

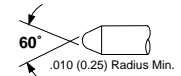
HCP-13A
HCP-14A
HCP-15A
HCP-25A



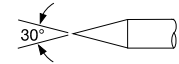
HCP-13B
HCP-14B



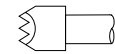
HCP-15B



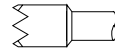
HCP-25B



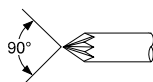
HCP-13H
HCP-14H
HCP-15H



HCP-25H



HCP-13P



Probe Dimensions

Test Centers	HCP-13	HCP-14
	.125 (3.18)	.187 (4.75)
A	.080 (2.03) ∅	.093 (2.36) ∅
B	1.30 (33.02)	1.32 (33.53)
C	.330 (8.38)	.350 (8.89)
D	.050 (1.27) ∅	.060 (1.52) ∅
E	.100 (2.54) ∅	.156 (3.96) ∅
F	.080 (2.03)	.100 (2.54)

Test Centers	HCP-15	HCP-25
	.187 (4.75)	.100 (2.54)
A	.125 (3.18) ∅	.054 (1.37) ∅
B	1.42 (36.07)	1.30 (33.02)
C	.350 (8.89)	.330 (8.38)
D	.080 (2.03) ∅	.036 (0.91) ∅
E	.156 (3.96) ∅	.060 (1.52) ∅
F	.100 (2.54)	.080 (2.03)

High Current/High Frequency Probes



Actual Sizes